

AN INTRODUCTION TO LONGFRAMLINGTON GARDENS

This garden, like most, has peculiarities, which need to be understood in order to achieve thriving plants. The soil is predominantly heavy clay, though over the whole of the 12 acres there are great variations. All are moisture retentive – a benefit during the summer, but can cause problems through the winter. The garden is South facing and well lit, sloping down to the east, so not in a frost pocket. This obviously effects the range and types of plants that can be grown here. We get wonderful views over open countryside. This means we are vulnerable to easterly winds, but good air circulation is an important factor in achieving healthy plants. The site is generally more sheltered in the main garden, but the best views - especially sunsets - are seen from the top of the arboretum / meadow. The site gives a range of microclimates and further sheltered pockets are being established to allow planting of less hardy species. At last count, well over 1000 different cultivars of ornamental and native shrubs, perennials and trees have been planted. This range will increase as the gardens develop.

As a **LIVING EXHIBITION OF PLANTS**, the aim is to create a living 'encyclopedia' of hardy garden plants – a garden makers 'palette', illustrating the use of plants, showing how these plants grow and what they have to offer, especially for gardens in the North of the Country.

... and the **GARDENS & ARBORETUM** - As a horticulturist, plants person and garden designer for over 45 years, it had long been a professional ambition to create a specialist garden,

as a new 'heritage garden', to help conserve and promote gardens and garden plants for now and the future. The aim is to create a WORK OF GARDEN ART of individual merit, for you to enjoy, as a place to visit, and for gardeners to find ideas, information, and interesting plants for your own gardens.

WILD MEADOW & ARBORETUM

COFFEE SHOP & TERRACE

ENTRANCE AT SUMMERHOUSE

CAR PARK

PLANT CENTRE

GARDEN QUIZ MAZE

GARDENS & ARBORETUM


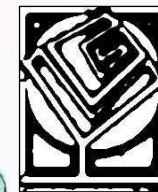
KEY

- ROPE ART
- 'SEATS IN THE GARDEN'
- NATIVE TREE TRAIL
- SUGGESTED GARDEN WALK
- GRASS LAWN & PATHS

These independently owned gardens, designed by Hazel, are being developed on an ongoing basis. They were started from green pasture fields in late 1997. Future development will take place as funds allow (the gardens have not, and do not receive any outside funding or grants and depend on their own income).


We maintain this garden on a wildlife friendly basis. We do not use insecticides or fungicides. We only use herbicides when essential. One person's 'weeds' (wild flora) are food and cover for many species of birds, insects and small mammals, which we encourage in the wild areas. We do however endeavour to maintain the bed areas, which is a constant challenge with weather/ workable ground conditions, the amount of wind blown seed, and lack of hours in the day when you most need them ... the gardeners lot!

The design concept of the garden is based on low maintenance, informality, and all year round interest. It gives an illustration of the use of garden plants, and is home of Hazel Huddleston's ever growing 'garden makers' collection of trees, shrubs, perennials, herbs, climbers, groundcover and rock garden plants. The gardens are open to visit every day all year **see open times format*, so seasonality of the planting schemes can be seen, giving the plants the opportunity to show off their flower, foliage, form, bark, textures, fragrance and colour – as a permanent '**living exhibition of plants**' for now, and the future. Plants should be seen for their own individual merit, and also their association with others in the planting scheme. The gardens design should be seen in the short view, but also long views, through the various sections of the garden, as one view leads to another, either into the garden, or out to the surrounding countryside views. This growing and evolving work of garden art, is a 365 day a year, 360 degree living sculpture.



What there is to see and do:

- ❑ **Garden and arboretum** – 12 acres of informative and inspiring walks, set in peaceful Northumbrian countryside, including:
- ❑ **Plant collection & 'Living Exhibition of plants'** – a large collection of thousands of hardy ornamental trees, shrubs, perennials, groundcover, climbers, herbs and rock garden plants – planted for all year round interest
- ❑ **Contemporary & quirky design** – a purpose created garden for you to enjoy, and gain ideas for your own garden. Hazel Huddleston MCIHort is the gardens owner and designer.
- ❑ **Views to the surrounding countryside**
- ❑ **Nature at Longframlington Gardens** – a permanent display board showing further information is located in the summerhouse at the entrance to the gardens, and links with the
- ❑ **Wild garden areas and habitats**
- ❑ **Climate change interpretation** – on display since 2004, this attempts to illustrate the effect climate change will have on nature and our gardens
- ❑ **Rope art** – practical, ornamental or just for fun features – originally set up in 2003
- ❑ **Diary of courses events and functions** – see website or pick up a printout
- ❑ **Native tree challenge** – a fun way of learning about our native trees, and something for us all to know! Just pick up an entry form at the garden entrance or coffee shop
- ❑ **Gardeners Quiz Maze** – refurbished in 2018 – new layout and more questions - A bit of horticulturally themed fun!



- ❑ Following the upcycling fashion, a display of alternative and quirky seats @ **'Seats in the gardens 2018'** – An insitu display throughout the garden – made from all manner of things found to use

Would you like to be a 'Friend of the Gardens' ?



SEASON PASSES
AVAILABLE -
VISIT THE
GARDENS
THROUGHOUT
THE YEAR

2022-23 - Open all year
for garden visits : plant sales : garden design
March 23 to Sept 30 Wed Thurs Fri Sat 10 - 4.30
(+ bank holiday weekends),

Welcome all other days / times throughout the year,
by request / prebook – just email or phone us to let
us know when you would like to visit.

Groups welcome (pre-booked only).

For garden design and plant advice meetings, please
contact HAZEL M. HUDDLESTON MCIHort

We are easy to find - follow the signs at the B6345
junction off the A697 at Longframlington Village

Email. info@longframlingtongardens.co.uk
www.longframlingtongardens.co.uk

Longframlington Gardens, Swarland Road,
Longframlington, Morpeth, Northumberland. NE65 8BE
Tel/Fax: 01665 570382 Text/mobile: 07858757339

Welcome to LONGFRAMLINGTON GARDENS

A unique horticultural venue for plant enthusiasts
A living collection & exhibition
of garden plants.

12 Acres
of
walks,
landscaped
Gardens
Arboretum,
ponds,
garden art,
nature &
garden trails,
information
displays &
wild meadow

A GARDEN FOR
ALL SEASONS

GARDENS & ARBORETUM
NURSERY & PLANT SALES
GARDEN DESIGN & ADVICE

+
ENROUTE
COFFEE
SHOP

